

How to join an International Committee?

The 32 International Committees bring together experts of museum specialties and join an International Committee is one of the ICOM members benefit. To learn more about the various benefits of being an ICOM member, please visit:

<https://icom.museum/en/news/5-good-reasons-to-join-icom/>

The member has several ways to join an IC :

For new ICOM members :

➔ **When they fill in the application form to join ICOM.**

In this case, the affiliation will be imported in IRIS database at the same time than all their information.

For ICOM members:

➔ **Through IRIS memberspace.**

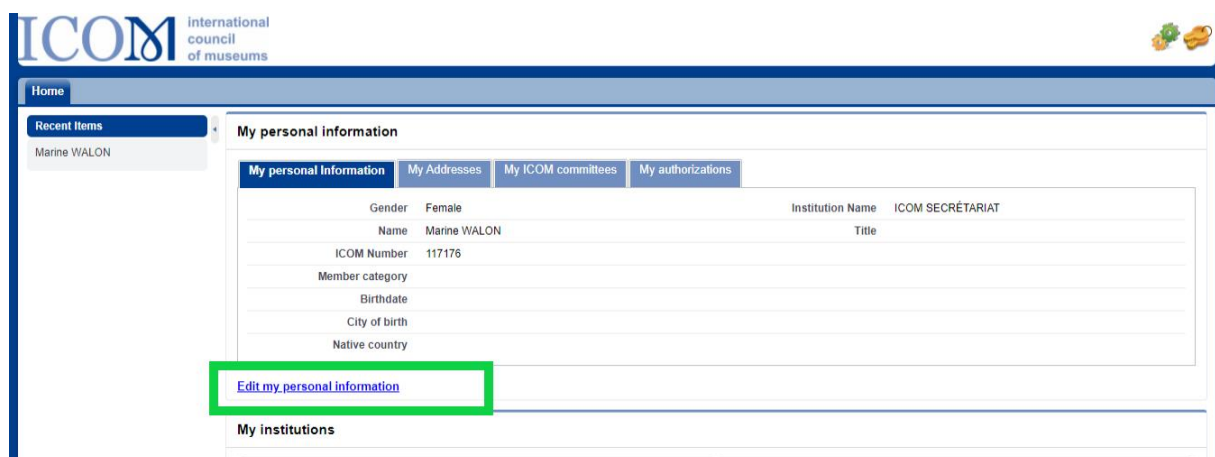
All the ICOM members have access to IRIS memberspace. (please note that, in general, the username is the email address).

The members can at least join or update their IC and their email through their memberspace. They can access to the IRIS memberspace here :

<https://icom-museum.force.com/login>

If the members cannot log in, this is certainly because their email is incorrect in IRIS. In this case thank you to update the email in IRIS. Once the information is up to date, the members user will be their email, and they will be able to use the link "*Forgot your password*" to reactivate their memberspace. If your NC does not use IRIS, thank to send the correct email to your membership coordinator in Paris, and ask for a reactivation of their IRIS accounts.

Once the members are connected, they can update their IC via the "*Edit my personal information*" button :



ICOM international council of museums

Home

Recent Items
Marine WALON

My personal information

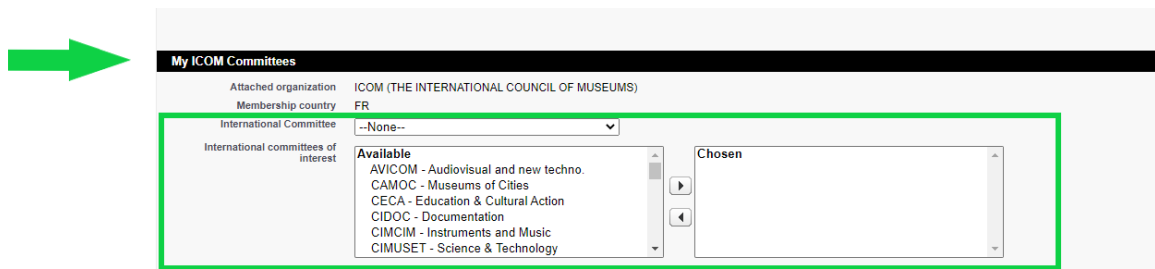
My personal Information | My Addresses | My ICOM committees | My authorizations

Gender	Female	Institution Name	ICOM SECRÉTARIAT
Name	Marine WALON	Title	
ICOM Number	117176		
Member category			
Birthdate			
City of birth			
Native country			

[Edit my personal information](#)

My institutions

Then scroll down until “My ICOM Committees” Section and select the main IC they want to join (with voting rights), and the ICs of interest:



Once their information has been modified and saved, it will be **automatically updated in IRIS**, and the NC and IC will receive an email of notification.

NB: In the case your NC is not using IRIS as database, please don't forget to update your NC's database.

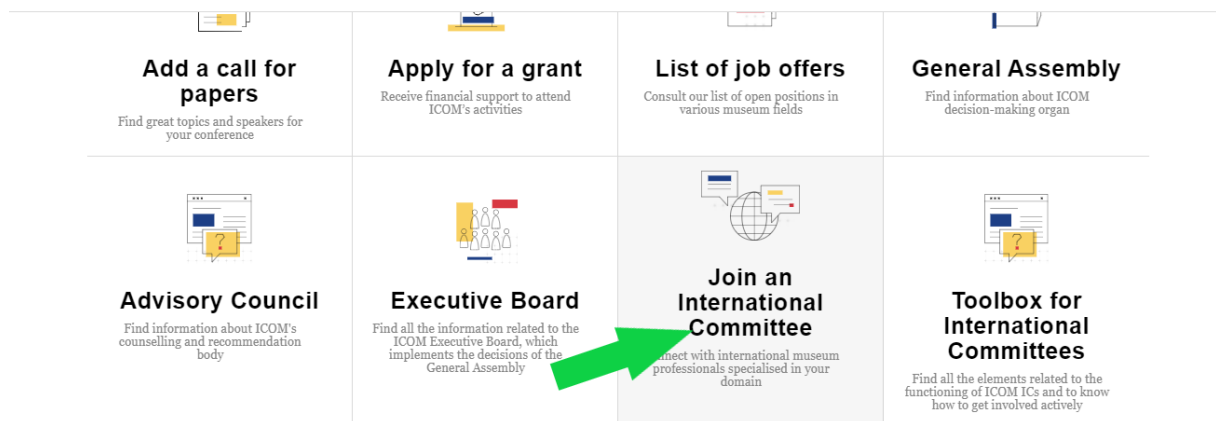
When members ask you to change their IC affiliation, you can directly forward them this link:









<https://icom-museum.force.com/login>

We invite you to disseminate this link as much as possible (in the NC website, Newsletter ...)

➔ **Through the ICOM website.** (<https://icom.museum/en/member/>)

The members will use the “*join an International Committee*” section. They will be redirected to the IRIS memberspace.



 Add a call for papers Find great topics and speakers for your conference	 Apply for a grant Receive financial support to attend ICOM's activities	 List of job offers Consult our list of open positions in various museum fields	 General Assembly Find information about ICOM decision-making organ
 Advisory Council Find information about ICOM's counselling and recommendation body	 Executive Board Find all the information related to the ICOM Executive Board, which implements the decisions of the General Assembly	 Join an International Committee Connect with international museum professionals specialised in your domain	 Toolbox for International Committees Find all the elements related to the functioning of ICOM ICs and to know how to get involved actively